








Avondale Youth Center Key Performance Indicators for the 2024 Year





Updated as of: January 16, 2025


| Focus Area | Performance Indicator | Quarter 1 2024 | Quarter 2 2024 | Quarter 3 2024 | Quarter 4 2024 | Current Trends | Status |
|-----------------|---|--------------------------|--------------------------|--------------------------|--------------------------|----------------|---|
| Health | 100 % completion of mandated appointments | 100 % completion | 100 % completion | 100 % completion | 100 % completion | ➔ |  |
| Health | Zero Medication Errors | No medication errors | No medication errors | No medication errors | No medication errors | ➔ |  |
| Safety | 100 % of vehicles are inspected monthly for routine maintenance. | 100 % completion | 100 % completion | 100 % completion | 100 % completion | ➔ |  |
| Safety | Review 90 % incident reports within 24 hours for completion and accuracy. | 100 % reviewed | 100 % reviewed | 100 % reviewed | 100 % reviewed | ➔ |  |
| Safety | 100 % Fire and Tornado Drills will be completed monthly | 100 % completion | 100 % completion | 100 % completion | 100 % completion | ➔ |  |
| Safety | Incident reports resulting in injuries in staff/kids less than 5 %. | 0 % resulted in injuries | 0 % resulted in injuries | 0 % resulted in injuries | 0 % resulted in injuries | ➔ |  |
| Human Resources | 100 % Staff completing annual training requirements | 100 % (6 employees) | 100 % (4 employees) | 100 % (6 employees) | 100 % (3 employees) | ➔ |  |

| Key: Current Tendencies | | | Key: Status | | |
|---|---|---|---|---|---|
| Increase | Decrease | No Change | On Track | Needs Attention | Not on Track |
|  |  |  |  |  |  |

Avondale Youth Center Key Performance Indicators for the 2024 Year

Updated as of: January 16, 2025

| Focus Area | Performance Indicator | Quarter 1 2024 | Quarter 2 2024 | Quarter 3 2024 | Quarter 4 2024 | Current Trends | Status |
|----------------------------|--|-------------------|-------------------|-------------------|-------------------|----------------|---|
| Human Resources | Complete 100 % background checks and required pre-hiring paperwork prior to starting. | 100 % completion | 100 % completion | 100 % completion | 100 % completion | ➔ |  |
| Financial | Stay 10 % under budget | 18 % under budget | 17 % under budget | 12 % under budget | 11 % under budget | ⬆ |  |
| Case Record Reviews | 90 % Accuracy of case-related activities. | 98.66 % Accuracy | 99.33% Accuracy | 99.33 % Accuracy | 98% Accuracy | ⬇ |  |
| Case Record Reviews | 90 % Files will meet Federal, State, and local mandates, best practice standards, and agency policies. | 100 % Accuracy | 99 % Accuracy | 99 % Accuracy | 97% Accuracy | ⬇ |  |

| Key: Current Tendencies | | | Key: Status | | |
|-------------------------|----------|-----------|---|---|---|
| Increase | Decrease | No Change | On Track | Needs Attention | Not on Track |
| ⬆ | ⬇ | ➔ |  |  |  |