

Avondale Youth Center Key Performance Indicators for the 2025 Year





Updated as of: February 16, 2026

Focus Area	Performance Indicator	Quarter 1 2025	Quarter 2 2025	Quarter 3 2025	Quarter 4 2025	Current Trends	Status
Health	100 % completion of mandated appointments	100 % completion	95.5 % completion	97.4 % completion	100 % completion	↑	
Health	Zero Medication Errors	No medication errors	No medication errors	No medication errors	No medication errors	→	
Safety	100 % of vehicles are inspected monthly for routine maintenance.	100 % completion	100 % completion	100 % completion	100 % completion	→	
Safety	Review 90 % incident reports within 24 hours for completion and accuracy.	100 % completion	100 % completion	100 % completion	100 % completion	→	
Safety	100 % Fire and Tornado Drills will be completed monthly	100 % completion	100 % completion	100 % completion	100 % completion	→	
Safety	Incident reports resulting in injuries in staff/kids less than 5 %.	0% resulted in injuries	0% resulted in injuries	0% resulted in injuries	0% resulted in injuries	→	
Human Resources	100 % Staff completing annual training requirements	100 % (4 employees)	100 % (4 employees)	100 % (4 employees)	100 % (3 employees)	→	

Key: Current Tendencies			Key: Status		
Increase	Decrease	No Change	On Track	Needs Attention	Not on Track
↑	↓	→			

Avondale Youth Center Key Performance Indicators for the 2025 Year

Updated as of: February 16, 2026

Focus Area	Performance Indicator	Quarter 1 2025	Quarter 2 2025	Quarter 3 2025	Quarter 4 2025	Current Trends	Status
Human Resources	Complete 100 % background checks and required pre-hiring paperwork prior to starting.	100 % completion (3 new hires)	NA (No new hires)	100 % completion (1 new hire)	100 % completion (1 new hire)	➔	
Financial	Stay 10 % under budget	7% under budget	10% under budget	8% under budget	9% under budget	⬇	
Case Record Reviews	90 % Accuracy of case-related activities.	85% Accuracy	94% Accuracy	99% Accuracy	98% Accuracy	⬇	
Case Record Reviews	90 % Files will meet Federal, State, and local mandates, best practice standards, and agency policies.	83% Accuracy	94% Accuracy	99% Accuracy	99% Accuracy	➔	

Key: Current Tendencies			Key: Status		
Increase	Decrease	No Change	On Track	Needs Attention	Not on Track
↑	↓	➔	